



Parents' welcome booklet

*In God's love we learn and
grow.*



We would like to welcome your child to St. Mary's Catholic Primary School.

We would like to ensure your child settles into our school as quickly as possible to enable them to access the full curriculum and feel happy and content.

To help us achieve this we have put together this information booklet for you to show and discuss with your child. Along with this there is a booklet that gives some advice on how you can support your child whilst they are learning English.

We have many children in our school from different cultures which means for most children joining our school, who have English as an additional language, we will give them a 'buddy' from either their own class or within the school who speaks the same language, to help them out whilst they learn the English language and school routines.

Your child will be given a welcome pack which includes pictorial resources to help them communicate with their peers and Teachers. All children with little or no English will attend regular intervention groups, but any extra help you can give your child at home will benefit them greatly.

Your child will work towards targets with small achievable steps. With your help at home, time in class and the intervention sessions, your child can achieve their targets and reach a standard of English (in writing, reading, speaking and listening), which will enable them to work comfortably at the same level as other children within the class.



Website

Visit our Website for more school information, term Dates etc.:

<https://www.stmarysprimary.org.uk/>





School Reading Record

Your child will be given a school reading record, and if your child is in KS1 you can sign up to Classdojo. This is how you can communicate daily with the Teachers.

Your child will bring their school reading record home every day and we ask that you read with your child and check their book bag every day for letters or notes home. This should be returned with your child each morning.

'Learning at Home'

Your child will be given:

- Spellings to learn
- A Reading book to be read every day at home
- Homework



P.E. Kit

PLEASE NAME EVERYTHING

The children leave their PE kits at school and bring them home during holidays to wash.

(Please note, with current Covid restrictions, children should wear their PE kit to school on their PE day and do not need to change.)



T-Shirt



P.E. shorts


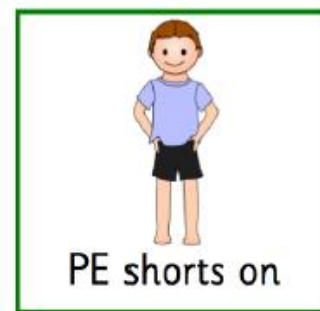
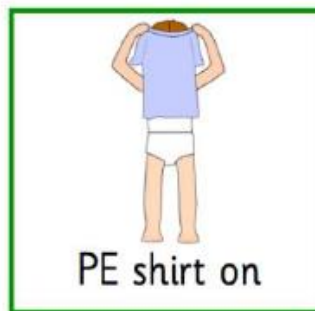


plimsolls



Changing for PE

Some children are unsure what they need to change into and how to change for PE. Below are simple instructions for the children to follow.



*PE T-Shirts can be purchased from Best Look, in Dunstable.



What can you do at home?


- Create a quiet place and a regular time to do homework.
- Support your child with their homework
- Talk to your child about what is happening in school.
- Encourage your child to show you all school work.
- Read regularly with your child.
- Ensure that your child gets plenty of rest. Learning in a new language takes lots of energy.
- Help your child to find opportunities to use English outside of school.
- Be patient. Understand that learning a language is a complex, long term process.
- Talk about things you do in English and count them, e.g.:
 - Wash your face, brush your teeth.
 - Put on your pants, shoes, coat.
 - Set on the table a glass, a knife, a fork, a plate.
 - Look at the rain, sun, clouds.
 - Tidy away cars or books or clothes.
 - Look for birds on the trees.
 - Find cars on the street.
 - Sort shopping by size, shape or colour.
 - Put it away in the fridge or cupboard or on a shelf.



Basic Sentences

These sentences and phrases will help your child in class.

Stand up



Sit down



Take off your coat



Words to speak and understand

Their name, Hello, Please, Good morning / Good afternoon,
Thank you.

Do you need the toilet? Line up at the door Do you feel unwell?





Can I go to the toilet?



Can I have a drink?



School Dinner



Packed Lunch





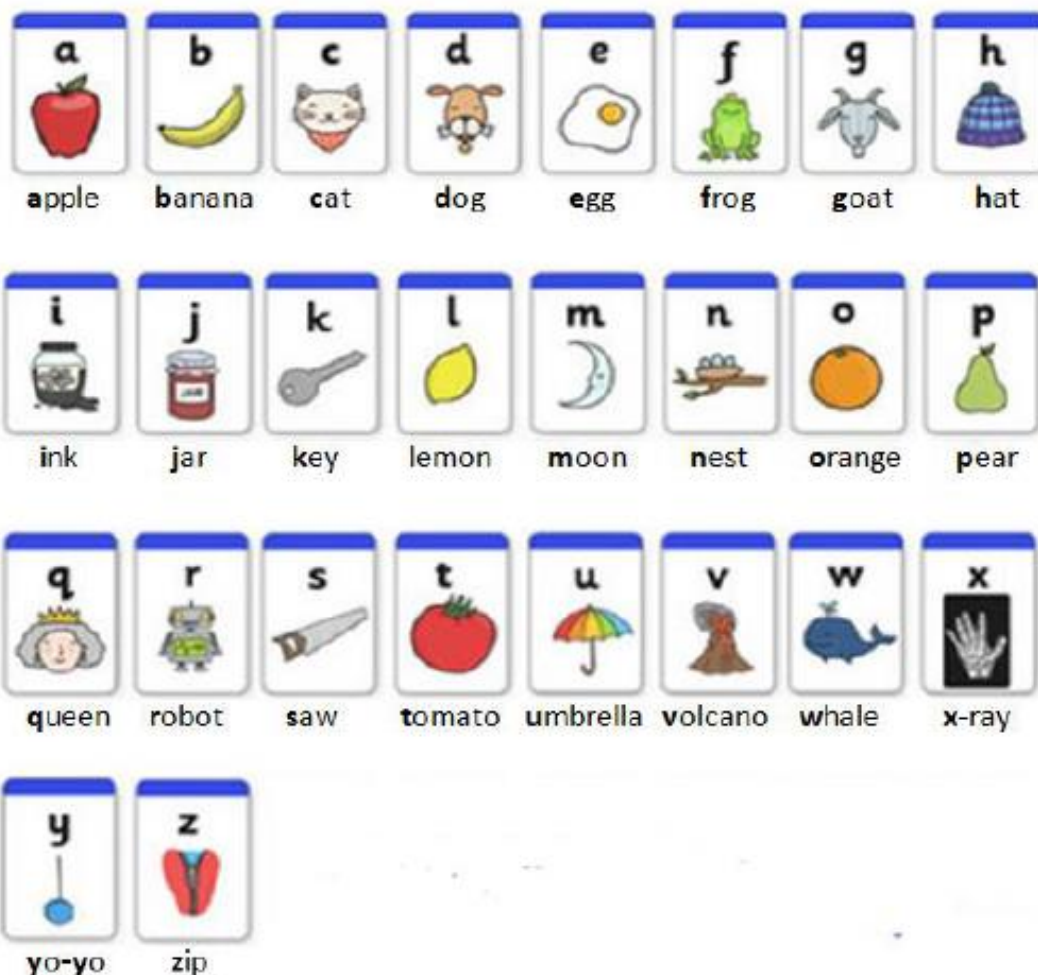
Alphabet Sounds

Learning the alphabet helps the children to recognise the letters, but to help with reading, the children need to recognise and say the letter sound.

Use the pictures to hear the sound at the beginning (initial sound).

Example - a as in apple, b as in banana, c as in cat - the a sound at the front is the sound needed to sound out words. Look at the pictures. Say the sounds.

Look at the pictures. Say the sounds





Alphabet



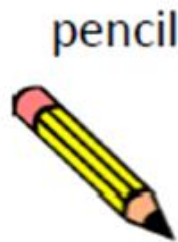


Classroom

Below are some classroom objects they will use. Please help them to learn the words for these things.



scissors



pencil



sharpener



glue stick



books



Colouring pencils



ruler



Table



chair

Shape



triangle



square



circle



rectangle

Numbers

1

one



6

six



2

two



7

seven



3

three



8

eight



Colours

blue

red

yellow

green

orange

purple

black

brown

pink

white

grey

Maths Symbols



add
plus



minus
Take away



divide
lots of
share



equals
sum of



multiply
times
lots of

Body Parts

